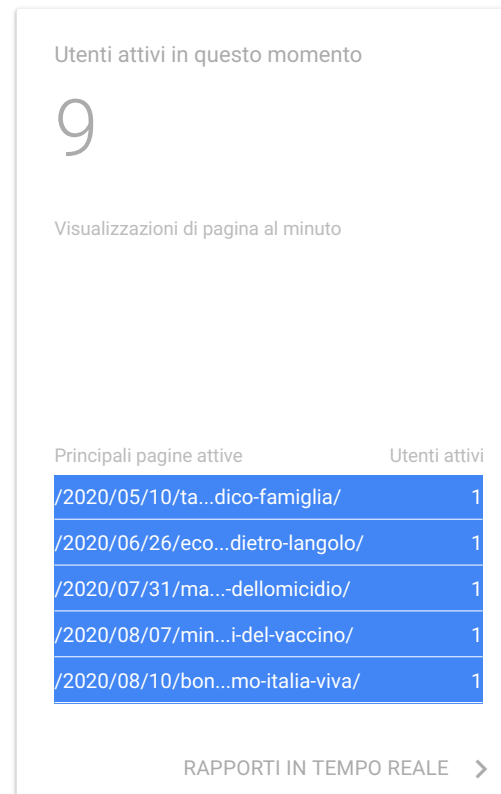
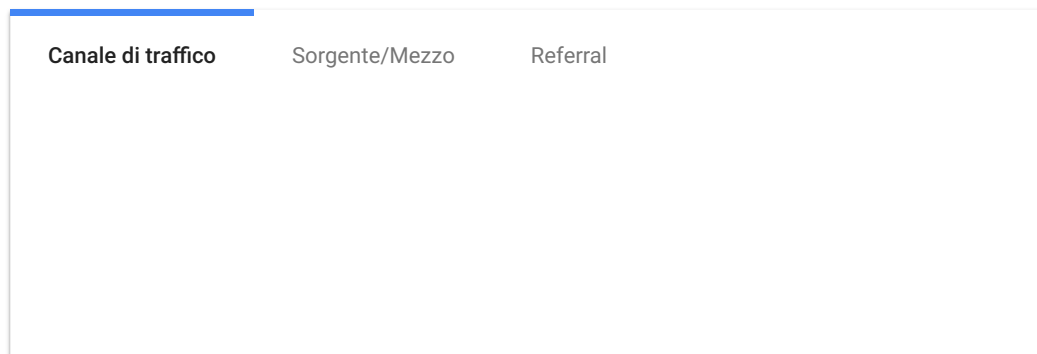


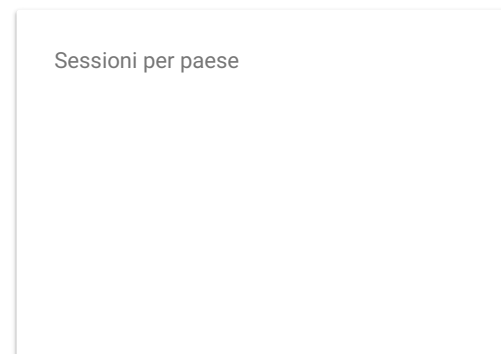
Home page di Google Analytics

 APPROFONDIMENTI

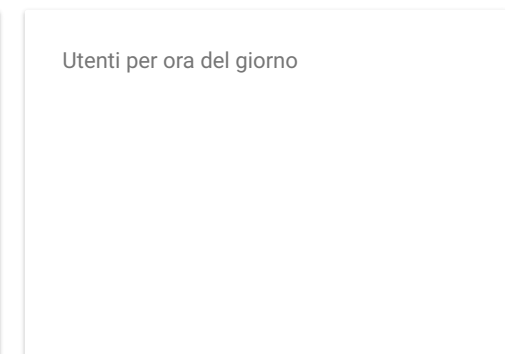
Come acquisisci nuovi utenti?

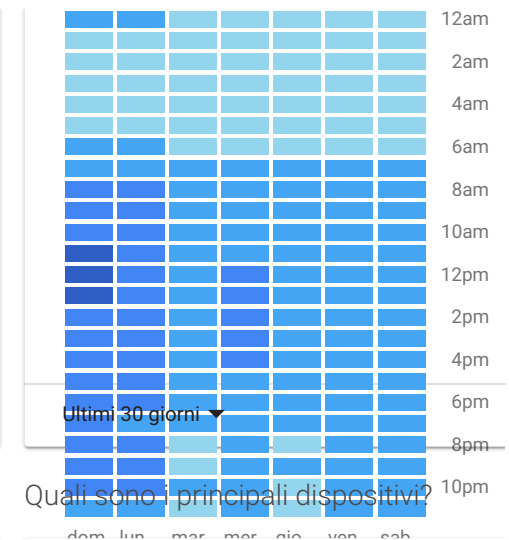
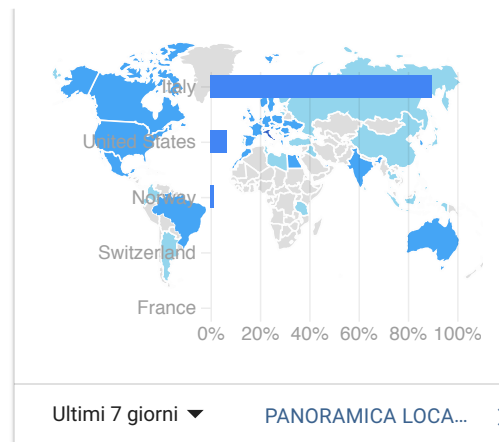
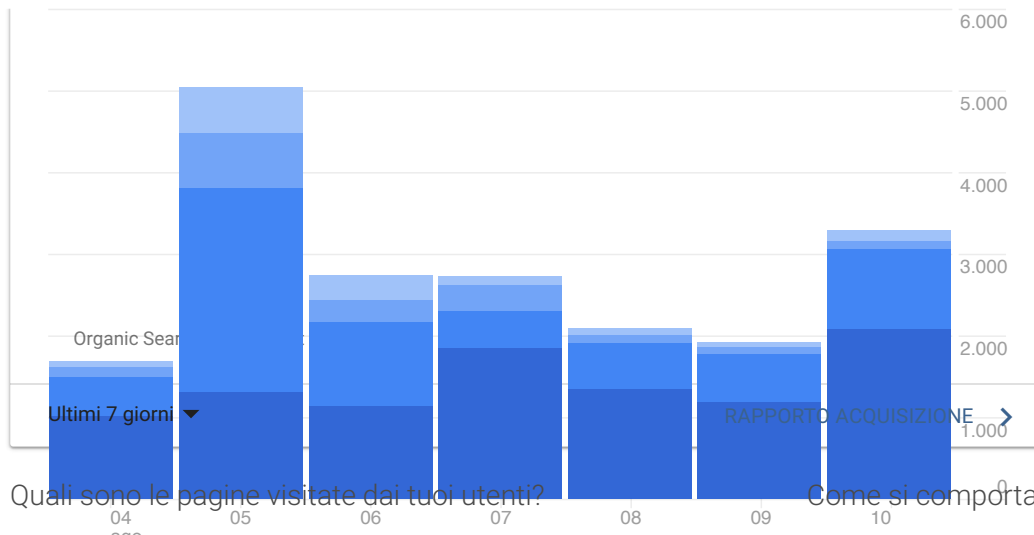


Dove si trovano i tuoi utenti?



Quando ti visitano gli utenti?





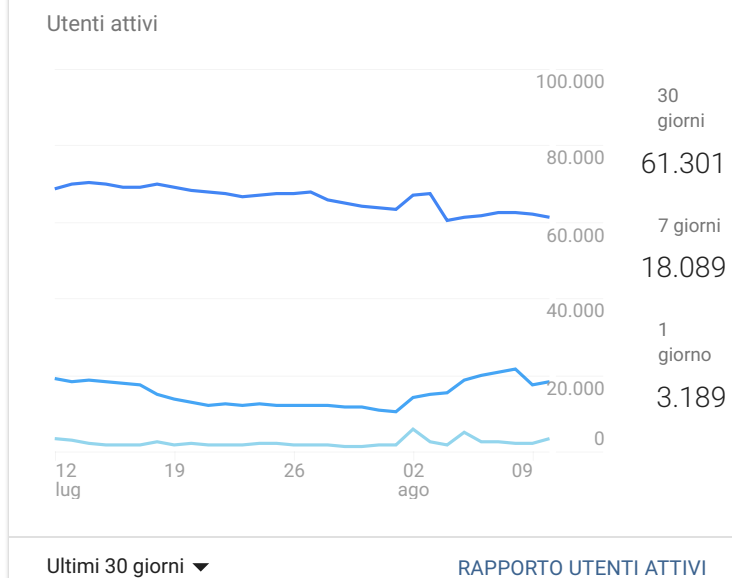
Pagina	Visualizzazioni	Valore pagina di pagina
/2020/08/05/bracciano...ratuiti-prenotazione/	4.588	0,00 \$
/2020/08/07/bonus-bab...-anche-nonni-parenti/	1.126	0,00 \$
/2020/08/10/elezioni...m-2020-notizie-utili/	876	0,00 \$
/2020/08/07/marinai...to-dellazabandiera/	774	0,00 \$
/	732	0,00 \$
/2020/08/07/la-triste...-elettorale-grillina/	503	0,00 \$
/2020/08/10/coronaviru...bina-al-centro-estivo/	385	0,00 \$
/2020/08/06/riccardo...simo-anno-scolastico/	304	0,00 \$
/2020/08/02/coronavir...-12-positivi-arrivo/	237	0,00 \$
/2020/08/08/👉-ceren...llo-street-food-👉/	233	0,00 \$

Ultimi 7 giorni ▼

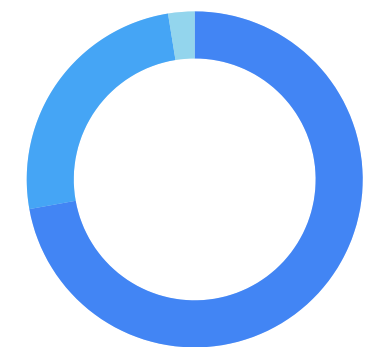
RAPPORTO PAGINE >

Quanto è efficace la tua strategia di fidelizzazione?

Fidelizzazione utenti



Sessioni per dispositivo



Dispositivi mobili

72,2%
↑23,8%

Computer desktop

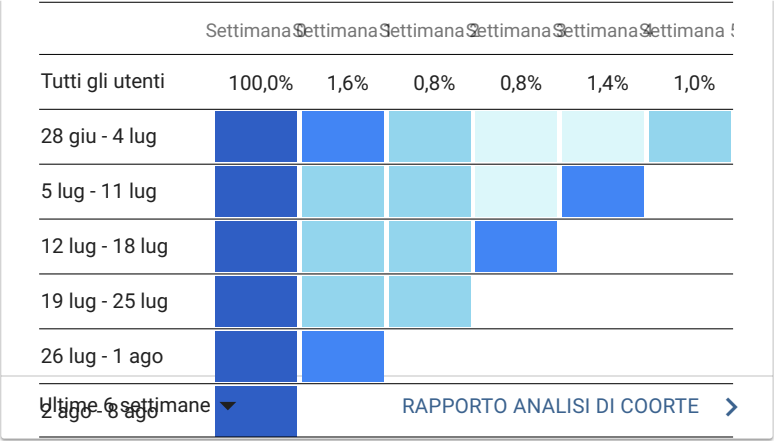
25,3%
↑9,9%

Tablet

2,5%
↑11,2%

Ultimi 7 giorni ▼

PANORAMICA DISP... >



Qual è il rendimento delle tue campagne Google Ads?

